


第三单元 10以内的加减法

3.6 10的加减法



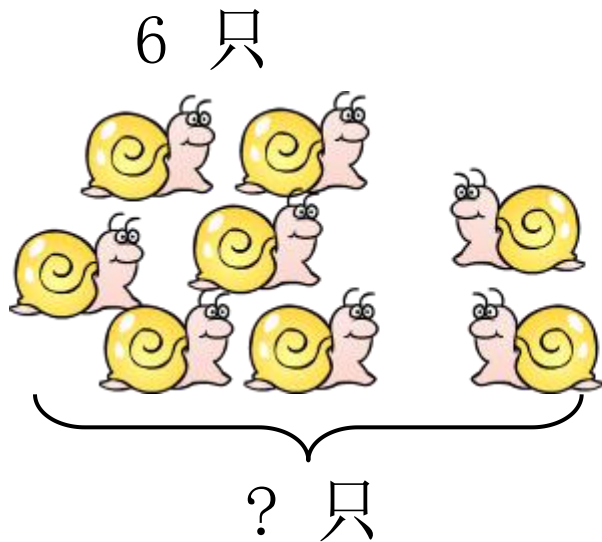
学习目标

1. 使学生初步学会得数是10的加法和10减几的减法，并能正确口算。
2. 通过一图四式的教学，进一步培养学生的观察能力和口头表达能力，发展学生的思维。
3. 在活动中培养学生自学能力和对学习数学的兴趣和信心。

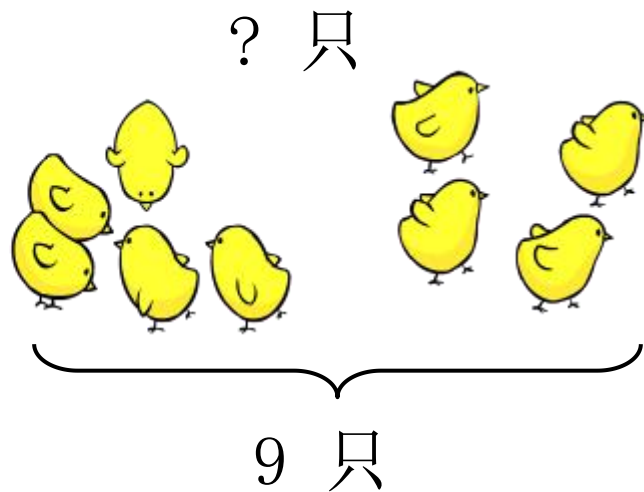


复习导入

看图列算式。



$$\boxed{6} \text{ (+) } 2 = \boxed{8}$$



$$\boxed{9} \text{ (-) } 4 = \boxed{5}$$

情景导入



从图中你知道了哪些数学信息？

根据这些信息，你能提出什么数学问题？

情景导入




10个桃子
分成两堆

怎么分？

探索新知



怎样分呢？我们用圆片代替桃子分一分



$$9 + 1 = 10$$

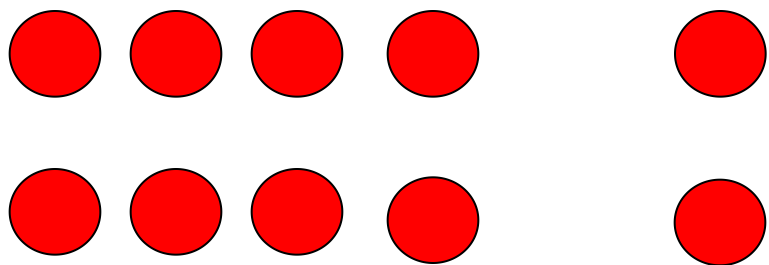
$$1 + 9 = 10$$

10	9				
	1				


$$10 - 1 = 9$$

$$10 - 9 = 1$$

探索新知



10	9	8			
	1	2			



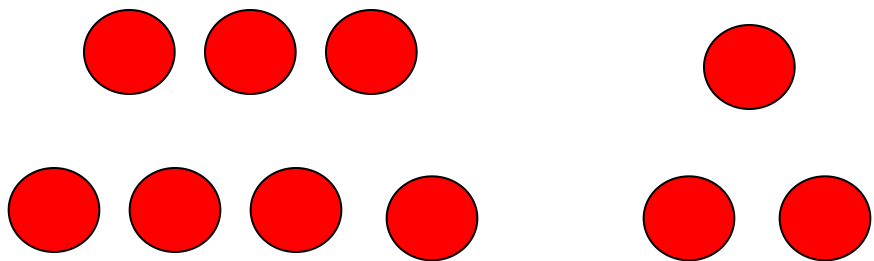
$$8 + 2 = 10$$

$$2 + 8 = 10$$


$$10 - 2 = 8$$

$$10 - 8 = 2$$

探索新知



10	9	8	7		
	1	2	3		





$$7+3 = 10$$

$$3+7 = 10$$

$$10 - 3 = 7$$

$$10 - 7 = 3$$

探索新知



10	9	8	7	6	
	1	2	3	4	



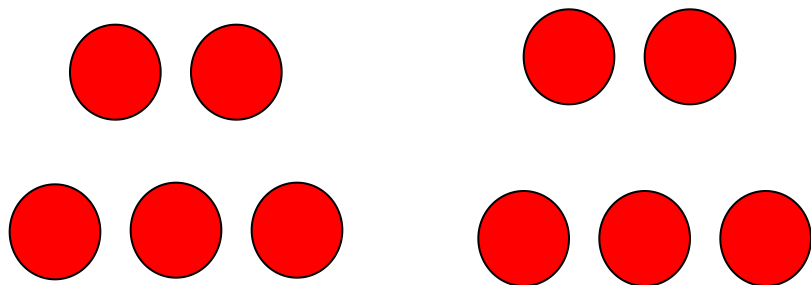

$$6 + 4 = 10$$

$$4 + 6 = 10$$

$$10 - 4 = 6$$

$$10 - 6 = 4$$

探索新知



10	9	8	7	6	5
	1	2	3	4	5


$$5 + 5 = 10$$

$$10 - 5 =$$


5

典题精讲

例



A white rabbit is carrying 3 carrots. To its left is a basket containing 10 carrots. A bracket under the basket is labeled "10". A question mark with an upward arrow is above the basket. Below the illustration is a subtraction equation: $\boxed{10} - \boxed{3} = \boxed{7}$. An upward arrow points from the number 3 in the equation to the rabbit's carrots.

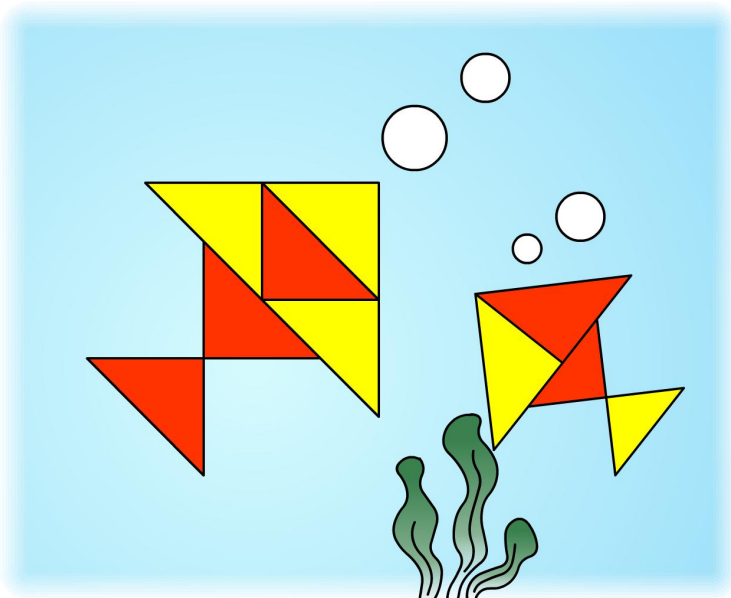
$$\boxed{10} - \boxed{3} = \boxed{7}$$


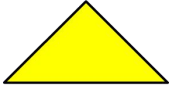

A basket contains 8 pears, with the number "8" and an upward arrow above it. To the right of the basket are 2 pears. A bracket under both the basket and the two pears is labeled with a question mark and an upward arrow. Below the illustration is an addition equation: $\boxed{8} + \boxed{2} = \boxed{10}$.

$$\boxed{8} + \boxed{2} = \boxed{10}$$

易错提醒

例



	(4) 个
	(5) 个

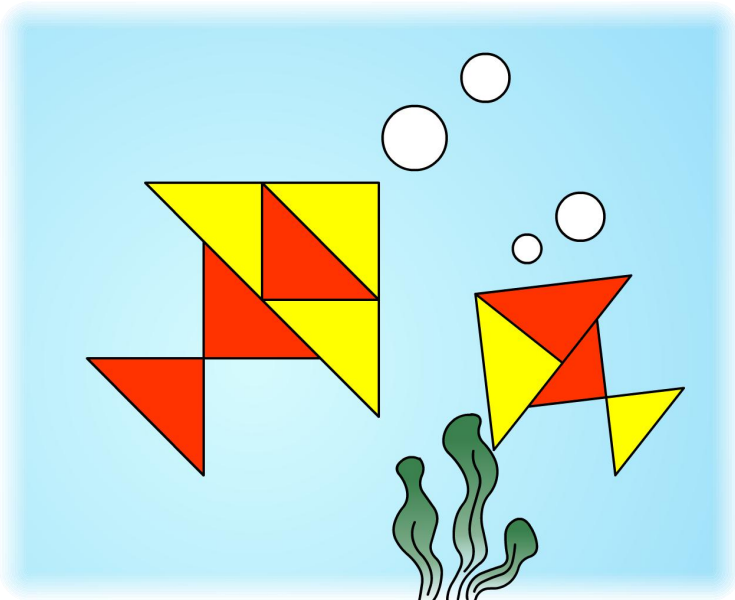
$$\boxed{4} + \boxed{5} = \boxed{9}$$

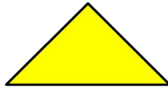

错误解答

易错提醒

错误分析：

数数错误。黄色
三角形有5个。




	(5) 个
	(5) 个

$$\boxed{5} + \boxed{5} = \boxed{10}$$

正确解答

学以致用

1.



$$\boxed{6} + \boxed{4} = \boxed{10}$$

$$\boxed{4} + \boxed{6} = \boxed{10}$$

$$\boxed{10} - \boxed{6} = \boxed{4}$$

$$\boxed{10} - \boxed{4} = \boxed{6}$$

学以致用

2.



$$5 + (3) = 8$$



$$2 + (5) = 7$$



$$4 + (6) = 10$$

学以致用

3.



$$\boxed{7} \oplus \boxed{3} = \boxed{10} \text{ (只)}$$



$$\boxed{10} \ominus \boxed{4} = \boxed{6} \text{ (根)}$$

学以致用

4.

$4+4=8$

$10-9=1$

$2+8=10$

$10-5=5$

$10-8=2$


$6+2=8$

$10-3=7$

$4+6=10$

学以致用

5. 讲数学故事。



树上有……

飞走了……

还剩……

$$\boxed{10} - \boxed{3} = \boxed{7} \quad (\text{只})$$

$$\boxed{10} - \boxed{4} = \boxed{6} \quad (\text{个})$$

$$\boxed{5} + \boxed{5} = \boxed{10} \quad (\text{朵})$$

课堂小结

这节课有什么收获？



根据一幅图可以写出两道加法算式和两道减法算式。

学会得数是10的加法和10减几的减法。